

The background features a light blue dashed line forming a large circle. Various solid-colored circles in teal, lime green, orange, and pink are scattered around the perimeter. Some circles are solid, while others are dashed outlines. A large teal circle with a white center is in the top left, and a large yellow circle is in the bottom right.

Understanding Transgender for College Students

Oregon Coast Community College Fall Inservice 2019

Hello!



I am Miriam Friedman

I am here to spark your curiosity.

A decorative graphic featuring a large, light blue dashed circle that frames the central text. Scattered around this circle are various solid-colored circles and arcs in shades of green, yellow, orange, red, and teal. Some of these shapes overlap each other or the dashed circle. A teal circle containing a white double quote is positioned above the main text.

“

"I believe that telling our stories, first to ourselves and then to one another and the world, is a revolutionary act."

Janet Mock, the first transgender woman of color to write and direct an episode of television.



Thinking about gender messages

- © What is one message you received about gender while you were growing up from your parents/family?



Thinking about gender messages

- © What is one message you received about gender while growing up, from peers?



Thinking about gender messages

- © What is one message you received about gender from the media as you were growing up?

It's all around us





Gender messages

- ◎ May embody stereotypes deeply ingrained in society.
- ◎ Thinking about where these messages come from helps us find common ground.
- ◎ Helps us be ready to tackle deeper issues about gender & gender identity.

The background features a light gray dashed line forming a large circle. Various colored circles and arcs are scattered around it: a large yellow circle at the top left, a medium blue circle at the top center, a large orange circle at the top right, a medium yellow circle at the bottom left, a small pink circle at the bottom center, a medium blue circle at the bottom right, and several smaller circles in green, orange, and pink. A large white double quote is positioned at the top center, overlapping the blue circle.

“

“Be yourself. Everyone else is
already taken.”

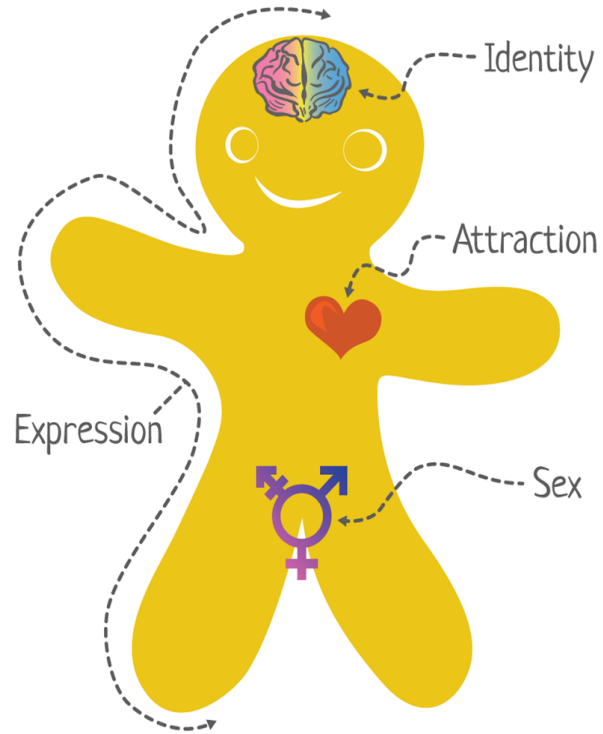
- Oscar Wilde

LGBTQ is an acronym

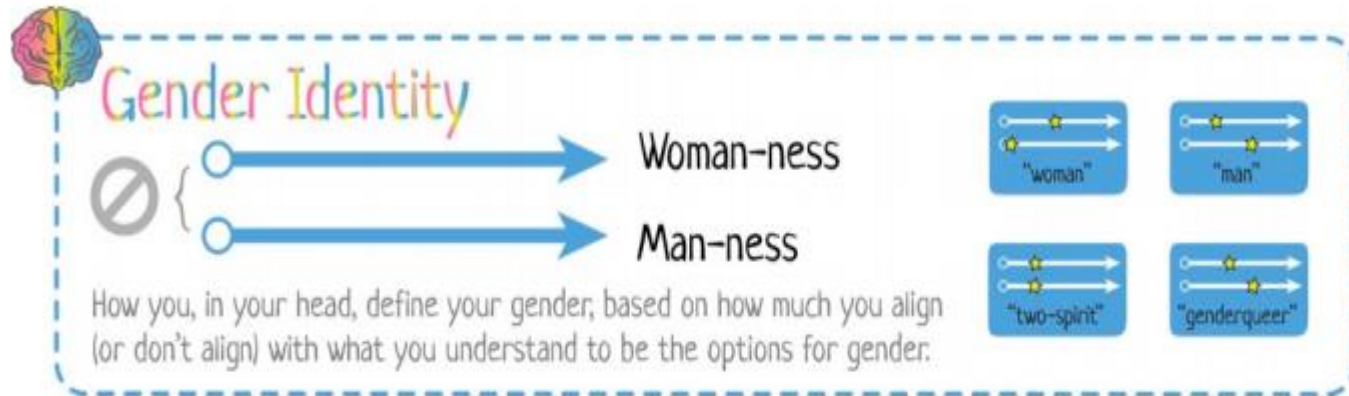
meant to encompass a whole bunch of diverse **sexualities** and **genders**. Folks often refer to the Q (standing for "queer") as an **umbrella term**, under which live a whole bunch of identities. This is helpful because **lesbian**, **gay**, and **bisexual** aren't the only marginalized sexualities, and **transgender*** isn't the only gender identity. In fact, there are many more of both!



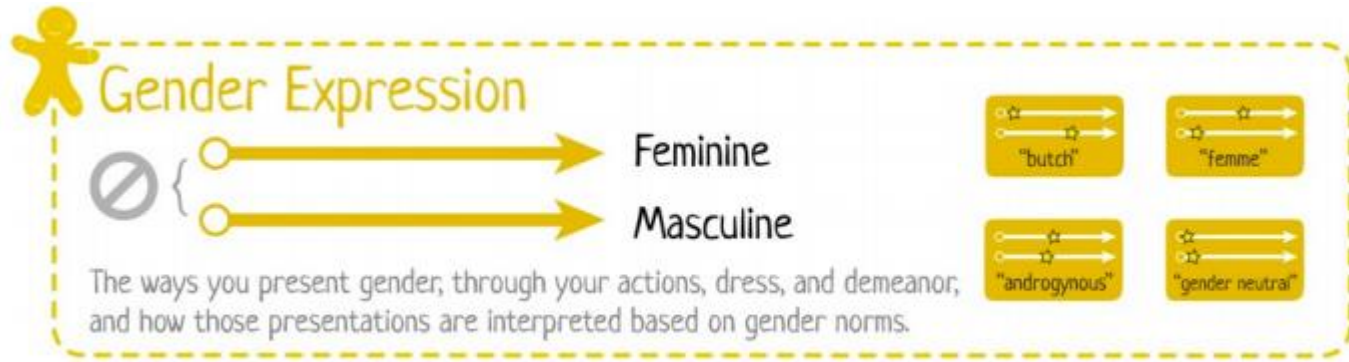
The Genderbread Person v4 by its pronounced [METROsexual.com](https://www.metrosexual.com)



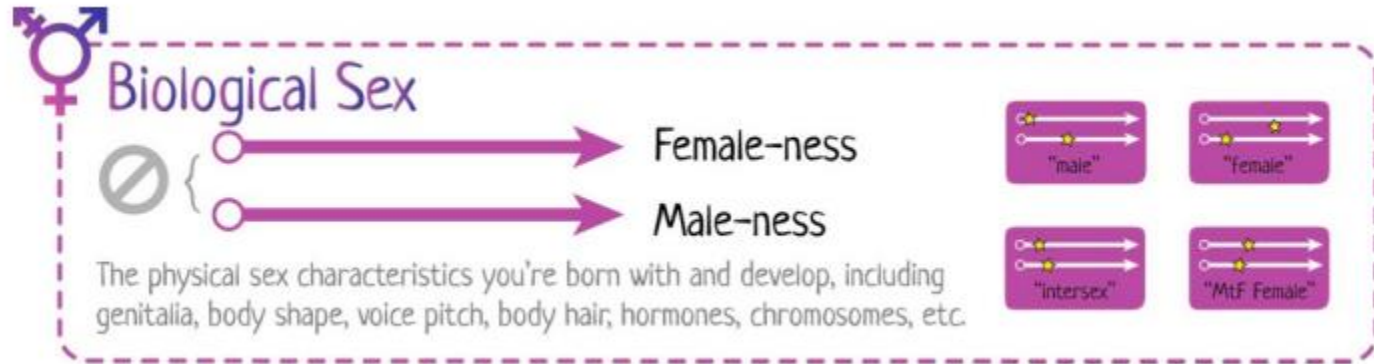
GENDER IDENTITY: WHO YOU THINK YOU ARE



GENDER EXPRESSION: HOW YOU DEMONSTRATE WHO YOU ARE



BIOLOGICAL SEX: THE EQUIPMENT UNDER THE HOOD



ATTRACTION: WHO YOU ARE ROMANTICALLY AND SEXUALLY ATTRACTED TO

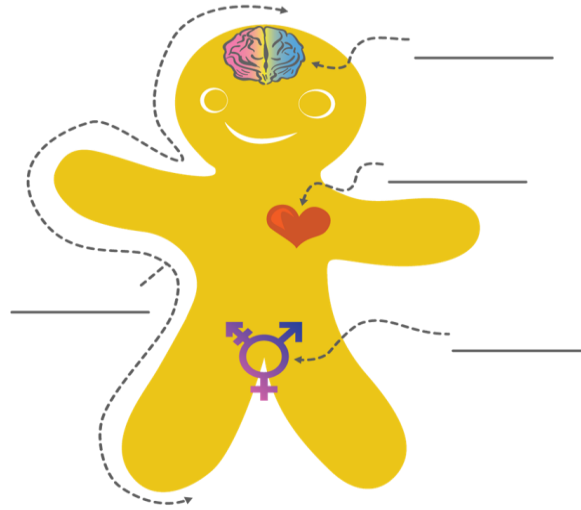




PUTTING IT ALL TOGETHER

Identity \neq Expression \neq Sex
Gender \neq Sexual Orientation

Gender identity, gender expression, biological sex, and sexual orientation are independent of one another (i.e., they are not connected).



⊗ means a lack of what's on the right side

 Gender Identity


⊗  _____

⊗  _____

 Gender Expression

⊗  _____

⊗  _____

 Anatomical Sex

⊗  _____

⊗  _____

 Sexually Attracted to...

⊗  _____

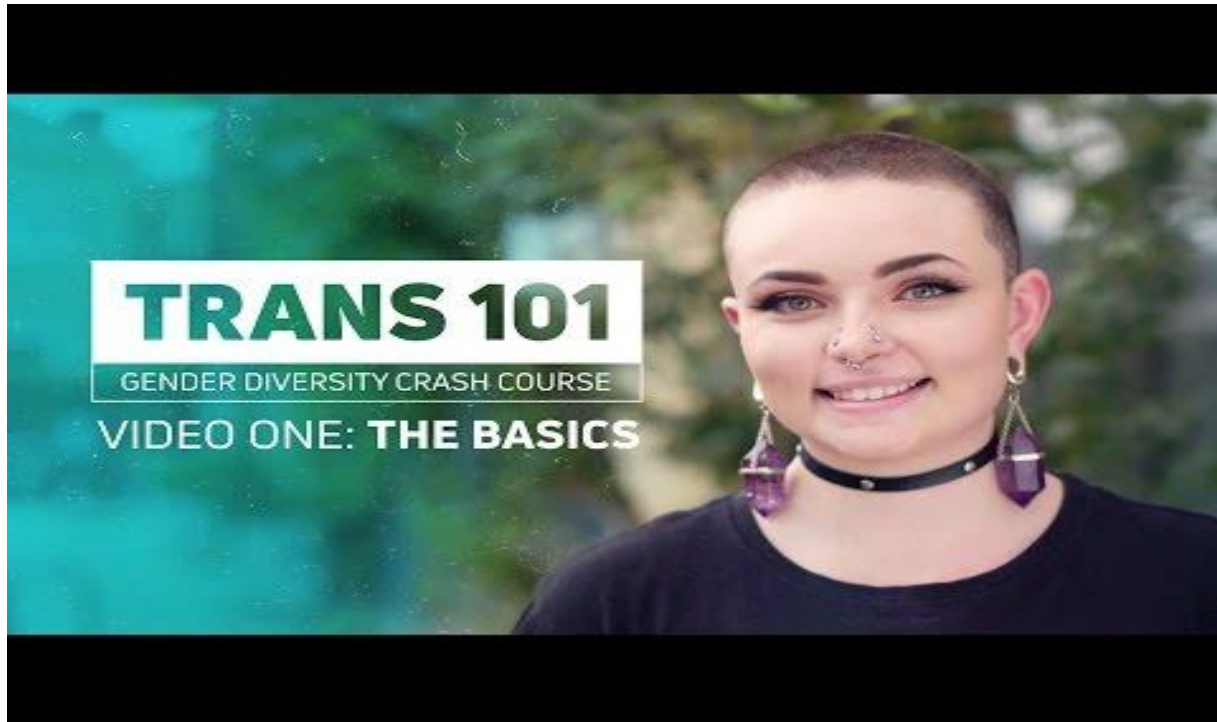
⊗  _____

 Romantically Attracted to...

⊗  _____

⊗  _____

Trans 101

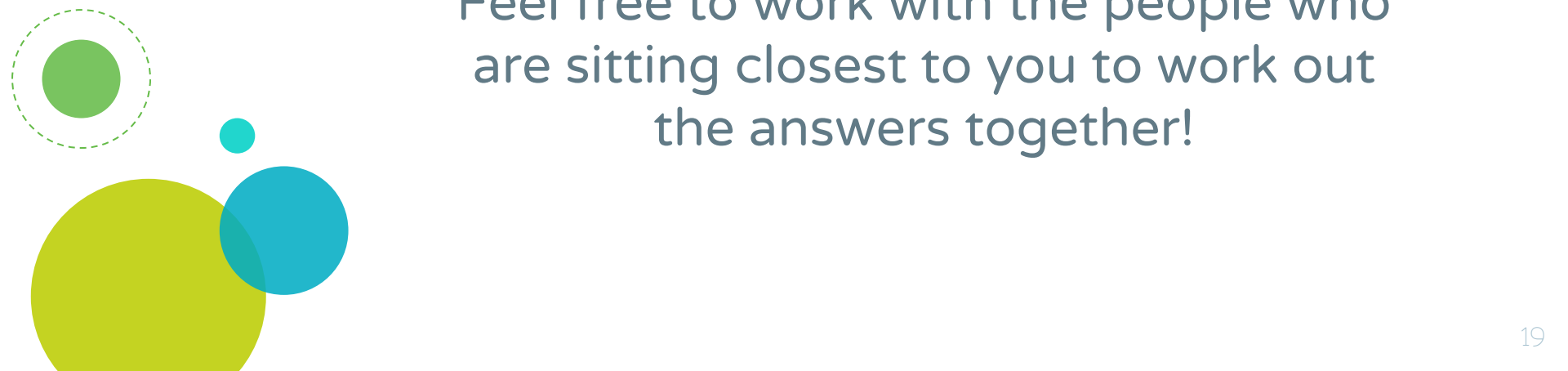




Terminology

Take a few minutes to match the definitions with the answers.

Feel free to work with the people who are sitting closest to you to work out the answers together!



Terminology answers

1. F – Sexual Orientation
2. C – Biological Sex
3. K – Sex Assigned At Birth
4. N – Gender Identity
5. A – Cisgender
6. I – Transgender
7. M – Gender Expression
8. B – Gender Non-Conforming
9. H – Transgender Woman
10. J – Transgender Man

11. E – Medical Transition
12. L – Pubertal Suppression
13. D – Gender Dysphoria

Pronouns



Commonly used pronouns

Subjective	Objective	Possessive	Reflective	Example	Pronunciation
She	Her	Hers	Herself	She is speaking. I listened to her. The backpack is hers.	Pronounced as it looks
He	Him	His	Himself	He is speaking. I listened to him. The backpack is his.	Pronounced as it looks
They	Them	Their(s)	Themselves	They are speaking. I listened to them. The backpack is theirs.	Pronounced as it looks
Ze	Hir	Hirs	Hirself	Ze is speaking. I listened to hir. The backpack is hers.	pronounced: zee, here, here, heres, hereself



Time to practice!

Waverly the Shark mad libs.

A decorative graphic on the left side of the slide featuring several overlapping circles and rings in various colors: pink, orange, teal, and lime green. Some shapes have dashed outlines. On the right side, there are more circles and rings in green, teal, and yellow, also with some dashed outlines.

Pronoun Best Practices

1. State Your Specific Pronouns
2. Always Ask
3. Use A Person's Name If You Don't Remember
4. Switch It Up
5. Apologize & Move On
6. Practice



Questions?



Wrapping up

- ◎ Continue these conversations outside of this space.
- ◎ Inquire and address negative/hurtful language/assumptions, even when you are nervous.
- ◎ Continue to educate self/others on these and other social justice issues.

LEARNING

KNOWLEDGE

INFORMATION INFORMATION INFORMATION

DATA DATA DATA DATA



Resources

- Pronouns: A Resource - GLSEN - <https://www.glsen.org/sites/default/files/GLSEN%20Pronouns%20Resource.pdf>
- Teaching Transgender Toolkit - <http://www.teachingtransgender.org/>
- PFLAG (the extended family of the LGBTQ community. Made up of LGBTQ individuals, family members and allies.) - Oregon Coast Chapter - <https://pflag.org/chapter/pflag-oregon-central-coast>

Crisis Resources

- The Trevor Project
1-866-488-7386
- National Suicide Prevention Lifeline
1-800-273-8255
- GLBT National Help Center
1-888-843-4564
1-800-246-7743

