



# LCSD and OCCC Partnerships and Alignment Efforts

Dan Lara: VP Academic Affairs, Oregon Coast Community College

Majalisse Tolan: Director of Secondary Education, Lincoln County School District

# Our Partnerships



Lincoln County School District

Oregon Coast Community College

Port of Toledo

Samaritan Health Services

Northwest Oregon Works

Western Oregon University

**GOAL:** Ongoing education for students and the community in the areas of maritime trades, teacher education, health care, and post-secondary education.



# How We Work Together

- Lincoln County Educational Leaders
- Memorandum of Understanding
- Joint Budgeting and Planning

# Joint planning and Budgeting

Needed Dollars	LCSD	OCCC	Total
FT ECE Faculty	\$ 30,000.00	\$50,000.00	\$ 80,000.00
3/4 EDU Faculty & ECE/EDU Advisor	\$ 40,000.00	\$10,845.00	\$ 50,845.00
FT Welding Faculty	\$ 77,870.00		\$ 77,870.00
Early College Tuition	\$ 17,000.00	\$17,000.00	\$ 34,000.00
Sponsored Dual Credit Faculty Costs	\$ 19,500.00	\$19,500.00	\$ 39,000.00
Nursing CNA Cohort (7 students)	\$ 14,231.00		\$ 14,231.00
Dual Credit Course Fee (existing DC courses)	\$ 13,000.00		\$ 13,000.00
Dual Credit Course Fee (New: History)	\$ 1,575.00		\$ 1,575.00
Dual Credit Course Fee (New: Psychology)	\$ 1,400.00		\$ 1,400.00
Substitute Teacher Pay (PLCs, includes Siletz)	\$ 5,500.00		\$ 5,500.00
Juntos @ Toledo H.S.	\$ 1,200.00		\$ 1,200.00
Welding consumables and student supplies	\$ 25,000.00		\$ 25,000.00
	Total	\$ 97,345.00	\$ 343,621.00

# Joint Planning and Budgeting

	Total	Remaining
Measure 98 =	\$95,000.00	\$ -
LCSD General Fund =	\$63,731.00	\$ -
Regional Promise =	\$62,545.00	\$ 32,455.00
Other	\$25,000.00	\$ -

Reallocated Funding sources	
FT ECE Faculty from \$28,630 Measure 98 + <b>\$1,370 Regional Promise</b>	\$ 30,000.00
3/4 EDU Faculty & ECE/EDU Advisor from LCSD Gen Fund	\$ 40,000.00
FT Welding Faculty from \$22,531 LCSD GF + \$55,339 Measure 98	\$ 77,870.00
Early College Tuition from Regional Promise	\$ 17,000.00
Sponsored Dual Credit Faculty Costs from Regional Promise	\$ 19,500.00
Dual Credit Course Fee (existing DC courses) from Regional Promise	\$ 13,000.00
Dual Credit Course Fee (New: History) from Regional Promise	\$ 1,575.00
Dual Credit Course Fee (New: Psychology) from Regional Promise	\$ 1,400.00
<b>Nursing CNA Cohort (7 students) from \$11,031 M98 + <b>\$3,200 Regional Promise</b></b>	\$ 14,231.00
Substitute Teacher Pay (PLCs, includes Siletz)	\$ 5,500.00
Juntos @ Toledo H.S.	\$ 1,200.00
Welding consumables and student supplies	\$ 25,000.00

# College Exploration



## COVID ADAPTATIONS

Expanded offerings to LCSD students

Updated process for LCSD to OCCC communication for student success

Developed joint virtual orientation nights

Early College Navigate Advisor

Use of college facilities for multi-purpose events: Welding, Shield Me Please, Childcare

# Maritime High School Apprenticeship Program: Update

---

Since 2/2019-3/2020: 21 LCSD students have worked at Port of Toledo

6/2020: TWO LCSD graduates were hired by the Port of Toledo

Anticipated Re-opening: 2/2020



LINCOLN COUNTY  
SCHOOL DISTRICT



# Port of Toledo Campus

---

Opened February 2020 - Closed March 2020


23 students: 10 adults, 13 high school students

## COVID ADAPTATIONS:

Transported equipment from Taft lab to Toledo.

Reopened August 2020 with Lincoln City, Siletz, and Newport students.

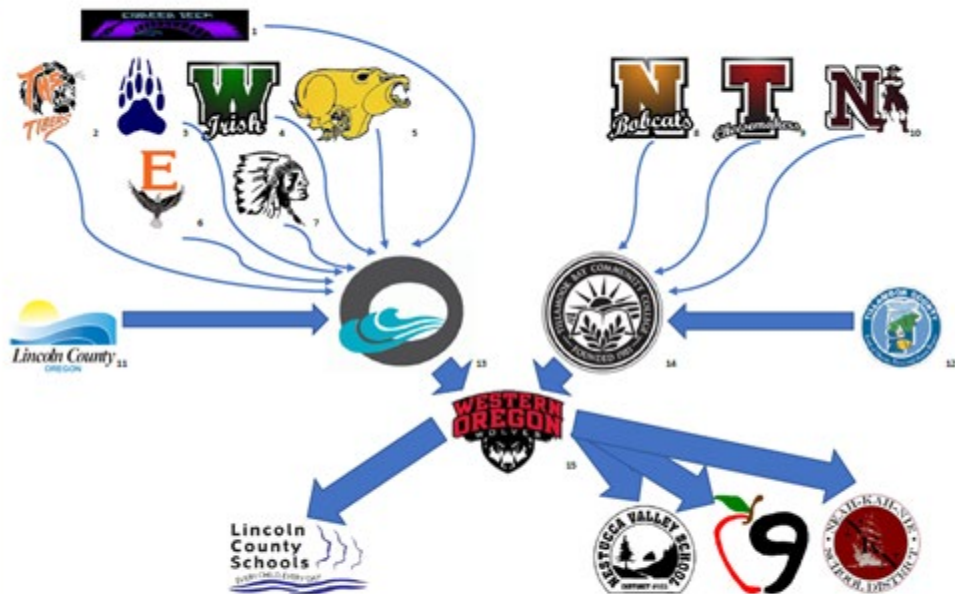
Thirteen Year 1 Completers





# Rural Teacher Education Pathway Project





# Project Overview

<sup>1</sup> Career Tech High (LCSD), <sup>2</sup> Taft High School (LCSD), <sup>3</sup> Newport High School (LCSD), <sup>4</sup> Waldport High School (LCSD), <sup>5</sup> Toledo High School (LCSD), <sup>6</sup> Eddyville Charter School (LCSD), <sup>7</sup> Siletz Valley Early College Academy (LCSD); <sup>8</sup> Nestucca High School (Tillamook County), <sup>9</sup> Tillamook High School (Tillamook County), <sup>10</sup> Neah-Kah-Nie High School (Tillamook County); <sup>11</sup> Students from Lincoln County; <sup>12</sup> Students from Tillamook County, <sup>13</sup> Oregon Coast Community College; <sup>14</sup> Tillamook Bay Community College; <sup>15</sup> Western Oregon University; <sup>16</sup> Lincoln County School District, <sup>17</sup> Nestucca Valley School District, <sup>18</sup> Tillamook School District, <sup>19</sup> Neah-Kah-Nie School District.



# Early Childhood Education Partnership

19-20: Taft 7-12 and Toledo High School = 75 students

20-21: Term 3 and 4 course offerings at Taft 7-12.

Transferring Newport High School Program to OCCC 2021-2022.

\*Labs are not available for student practicums

\*OCCC housing Waldport Day-Care Center



# Rural Teacher Education Pathway (RTEP) 2020 - 21

Registered Fall: Education Pathway- 34 students, ECE Pathway 13 students.

Not registered but returning (taking term off due to COVID – primarily childcare and child schooling challenges): Education- 3 students, Early Childhood Education- 2 Students.

Starting Winter term: Education - 3 students, Early Childhood Education- 1 student

Completers/Transfers: We have 9 students who transferred to WOU for fall term, including 3 who are registered this term at OCCC to complete their OTM or AAOT. We also have two students who transferred to OSU looking at their Double Degree in Education (a good fit for HS teachers who aren't 100% set on teaching) but both are taking this term off due to COVID.





# Certified Nursing Assistant Program

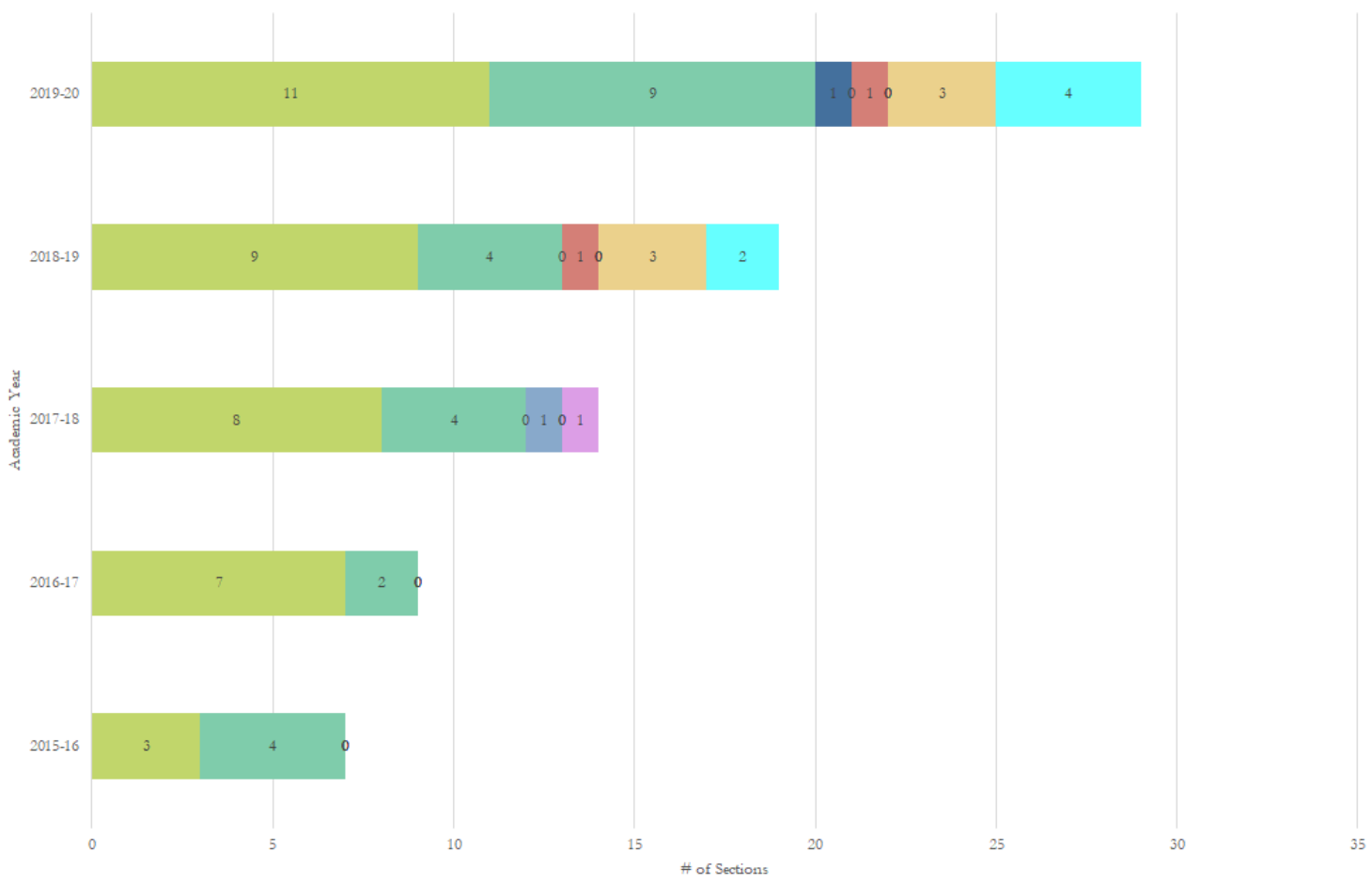
20-21: At least one student from each area was admitted for the Spring Cohort

COVID caused the program halt until Summer.

Four LCSD students completed the CNA Program.

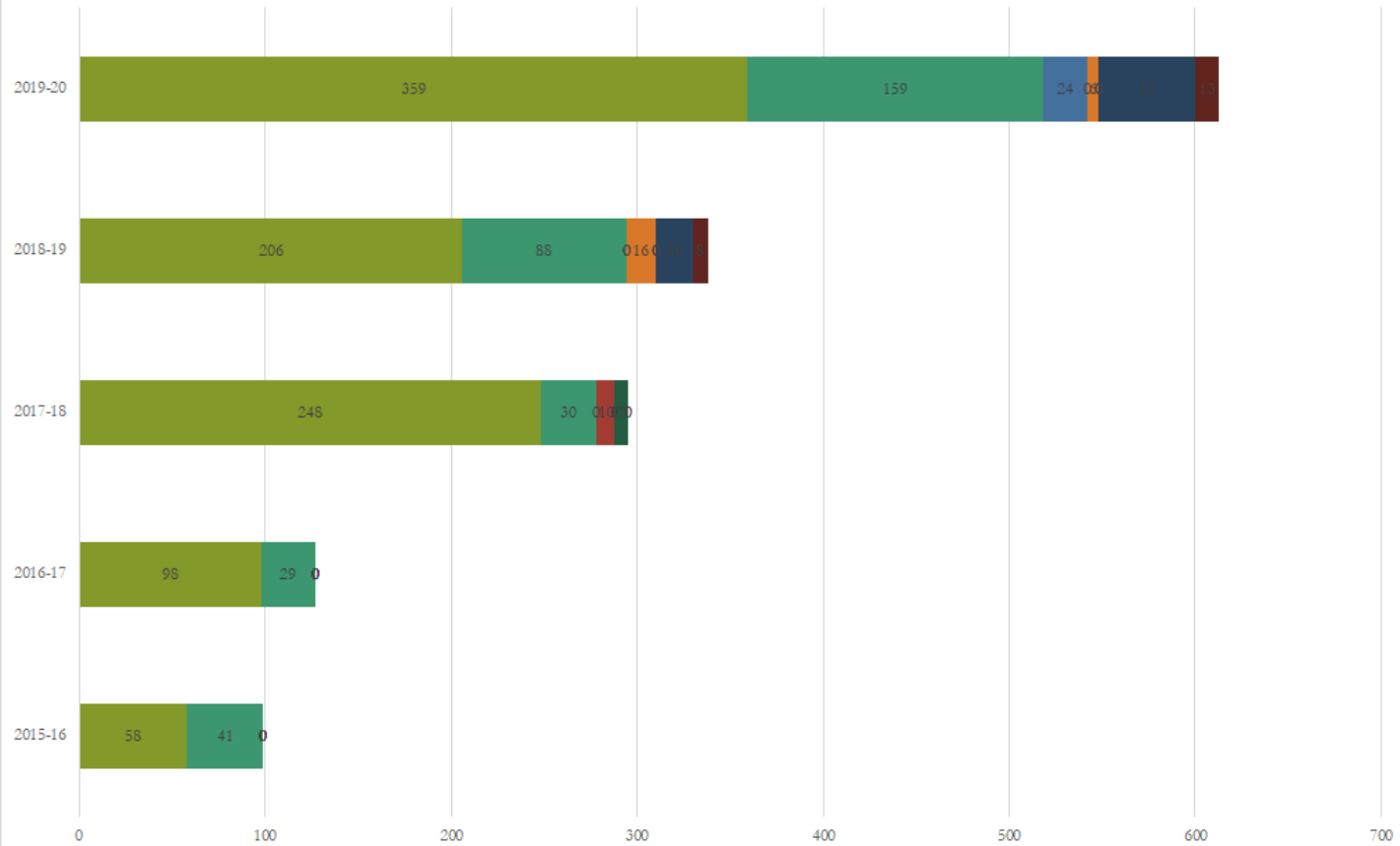
\*LCSD budgeted \$16,000 for seven students for the 20-21 school year.

# of Dual Credit Sections w/ LCSD by Academic Subject



- Sections of DC Writing/ENG
- Sections of DC Math
- Sections of DC Communications
- Sections of DC Business
- Sections of DC Health/PE
- Sections of DC History
- Sections of DC Psychology
- Sections of DC College Success
- Sections of DC Science
- Sections of DC Early Child

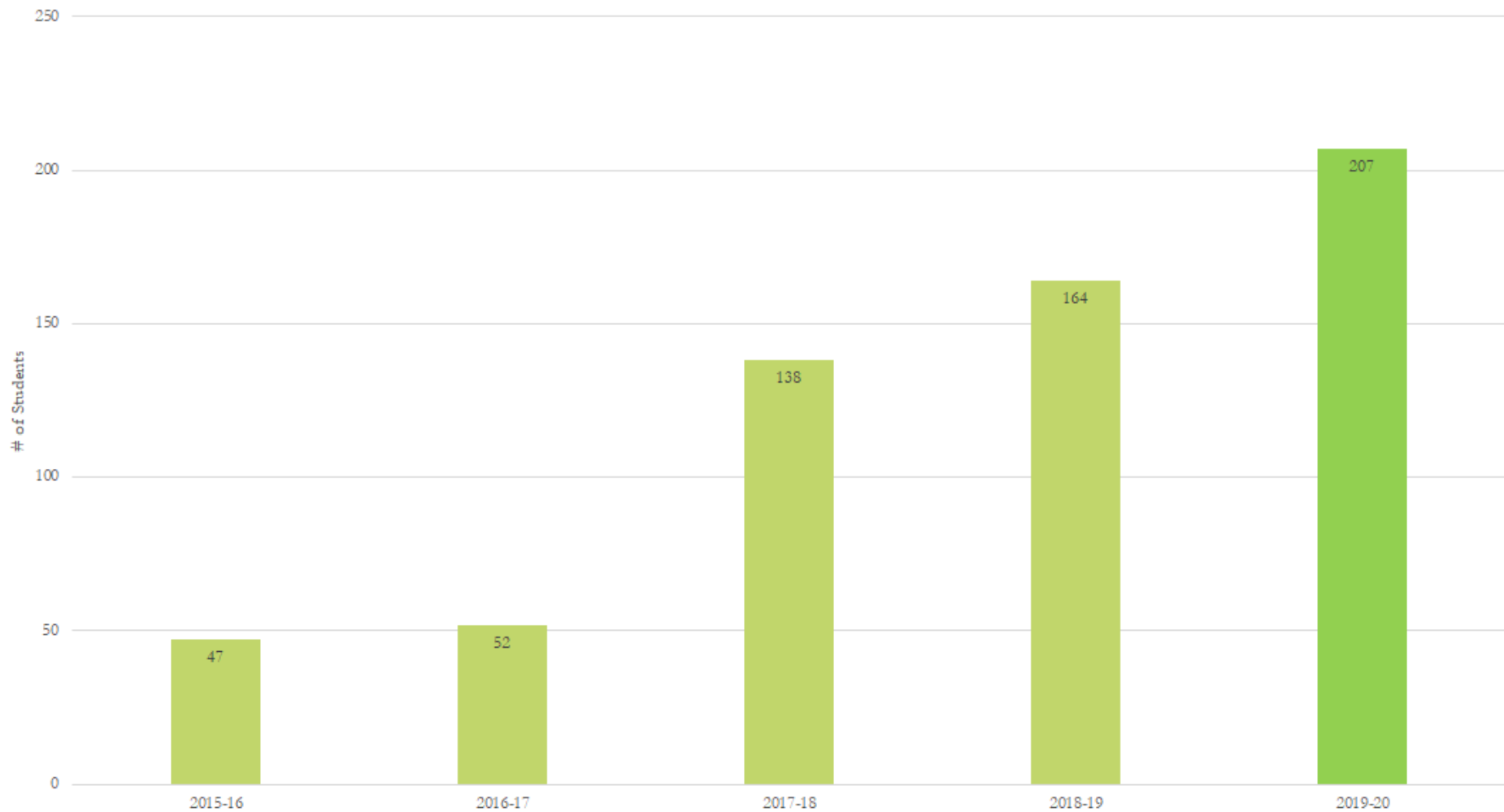
Dual Credit Duplicated Headcount By Subject by Year



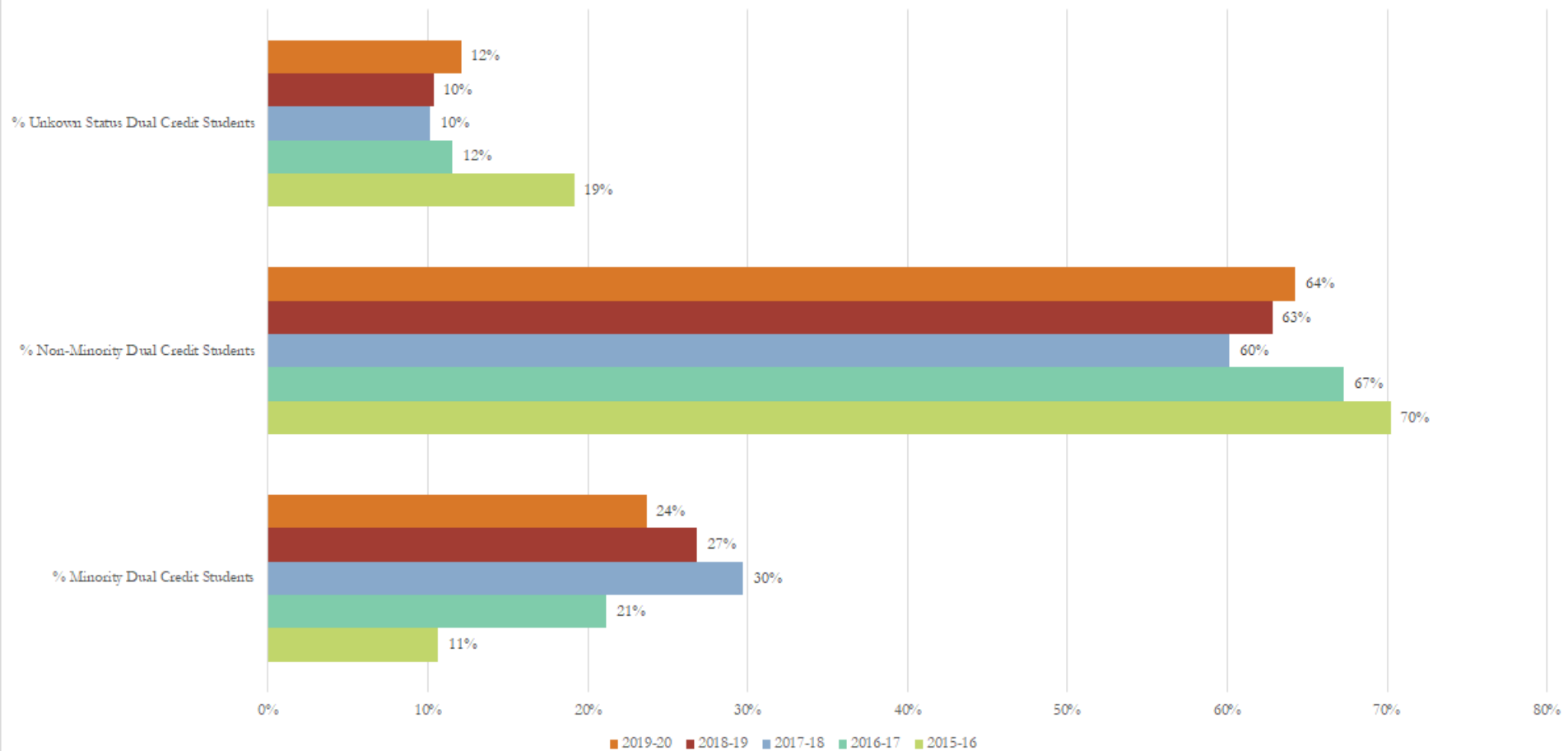
- Headcount (Duplicated) Dual Credit Writing/ENG
- Headcount (Duplicated) Dual Credit Math
- Headcount (Duplicated) Dual Credit Communications
- Headcount (Duplicated) Dual Credit Health/PE
- Headcount (Duplicated) Dual Credit Business
- Headcount (Duplicated) Dual Credit History
- Headcount (Duplicated) Dual Credit Psychology
- Headcount (Duplicated) Dual Credit College Success
- Headcount (Duplicated) Dual Credit Science
- Headcount (Duplicated) Dual Credit Early Childhood Education



# of Dual Credit Students from LCSD by Academic Year



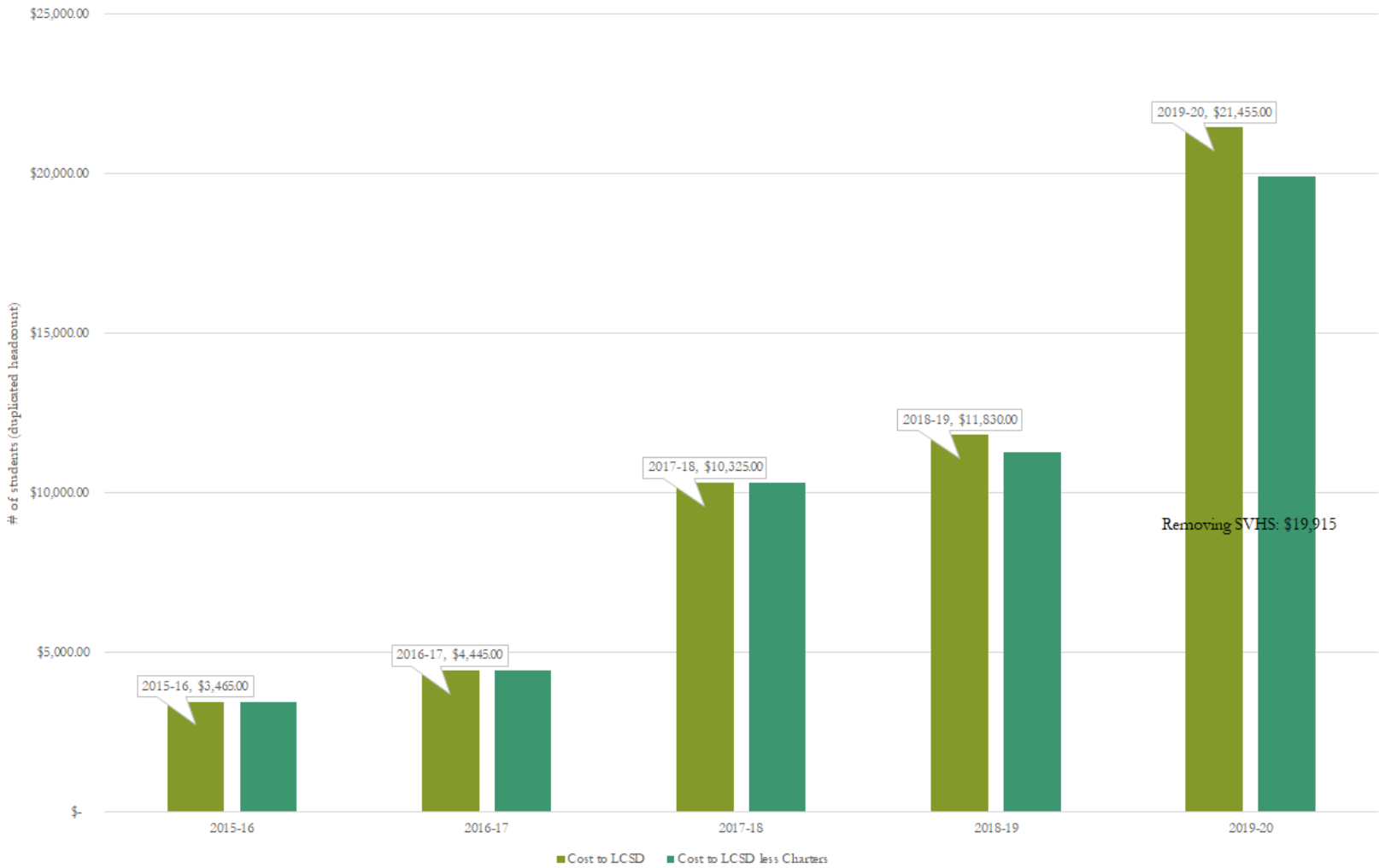
Access to Dual Credit Courses by Aggregated Race/Ethnicity



## AcaYear Only HSP CreditOnly (County)

countygroup	Academic Year				
	2015-16	2016-17	2017-18	2018-19	2019-20
Central County	40.4% 19	34.6% 18	25.4% 35	26.2% 43	29.0% 60
East County	6.4% 3	7.7% 4	18.8% 26	24.4% 40	23.7% 49
North County	53.2% 25	42.3% 22	44.2% 61	29.3% 48	27.1% 56
Other		3.8% 2	0.7% 1	0.6% 1	1.0% 2
South County		11.5% 6	10.9% 15	19.5% 32	19.3% 40
Grand Total	100.0% 47	100.0% 52	100.0% 138	100.0% 164	100.0% 207

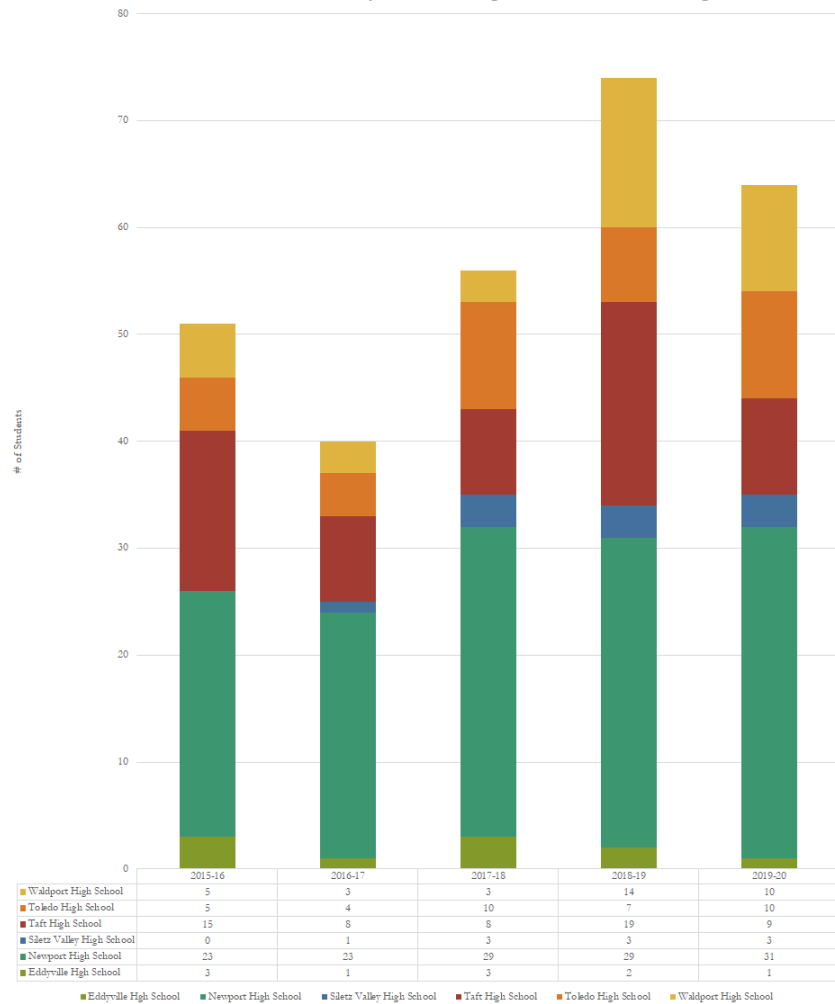
# Estimating Future Transcription Fees (\$35/student/course)



Core Theme 2: Educational Pathways

Sub-objective 2.2. : "Students graduating from Lincoln County high schools enroll at OCCC"

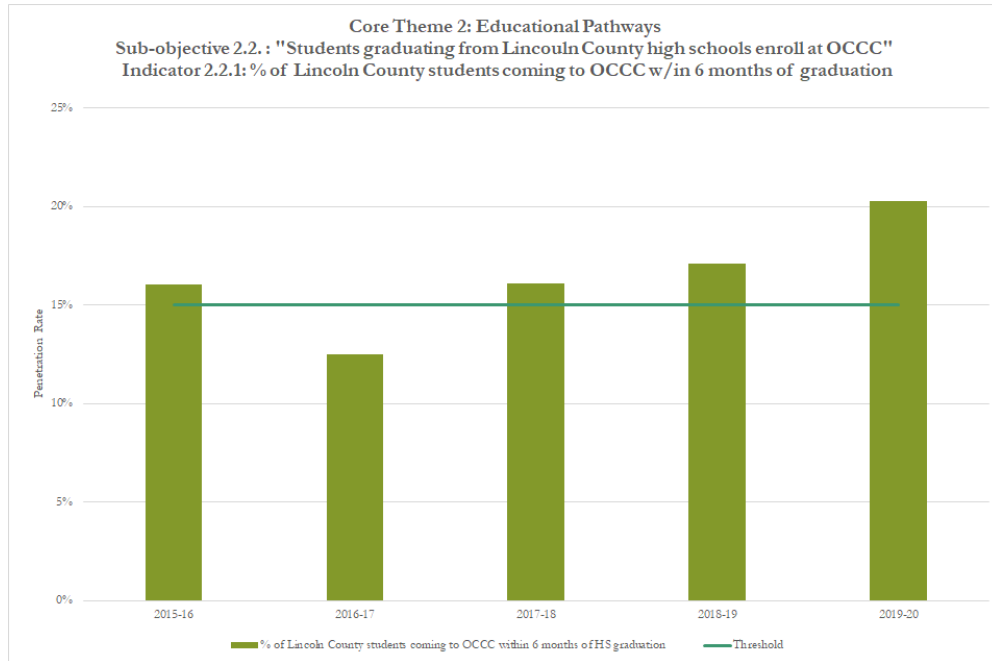
Indicator 2.2.3: % of Lincoln County students coming to OCCC w/in 6 months of graduation



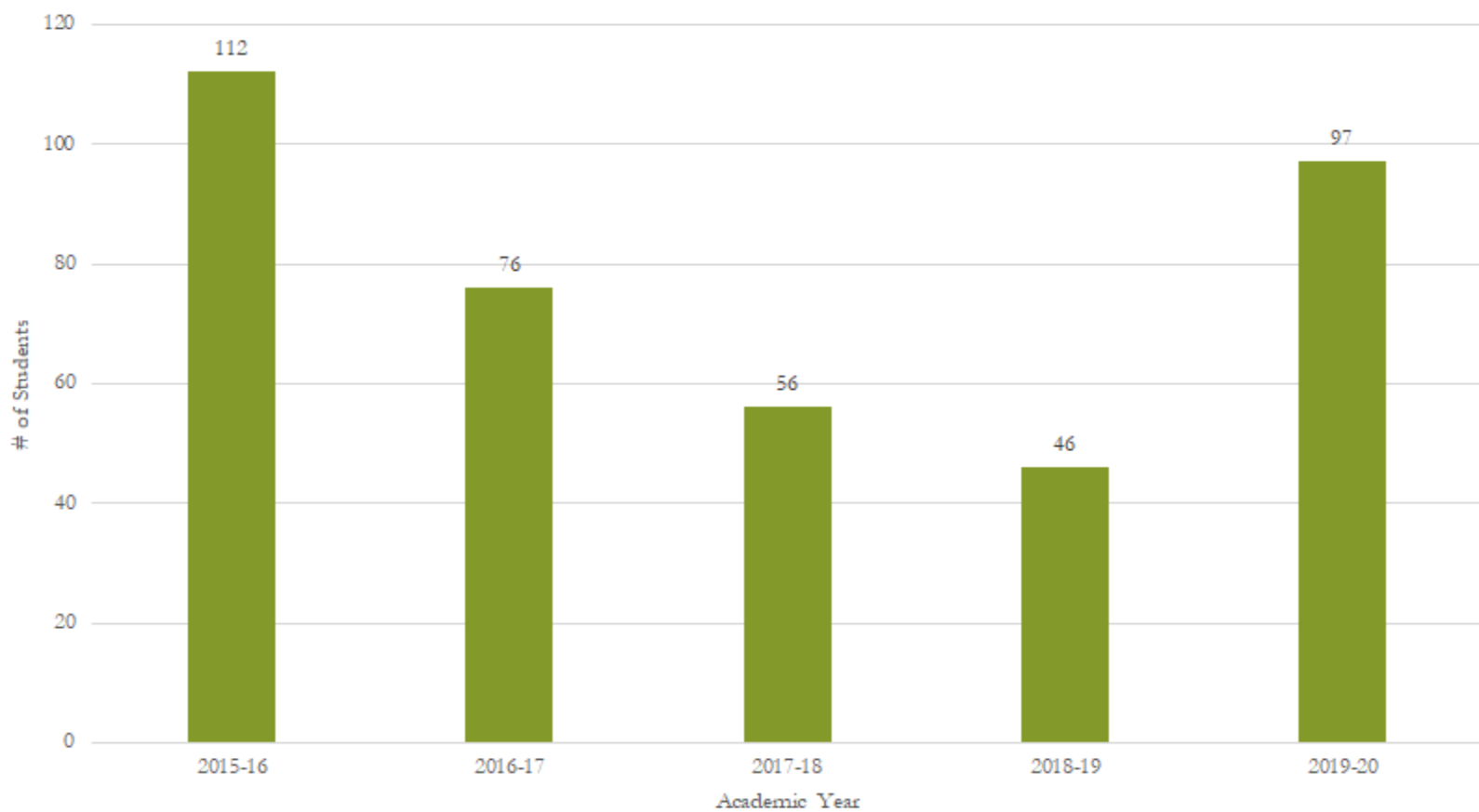
Core Theme 2: Educational Pathways

Sub-objective 2.2. : "Students graduating from Lincoln County high schools enroll at OCCC"

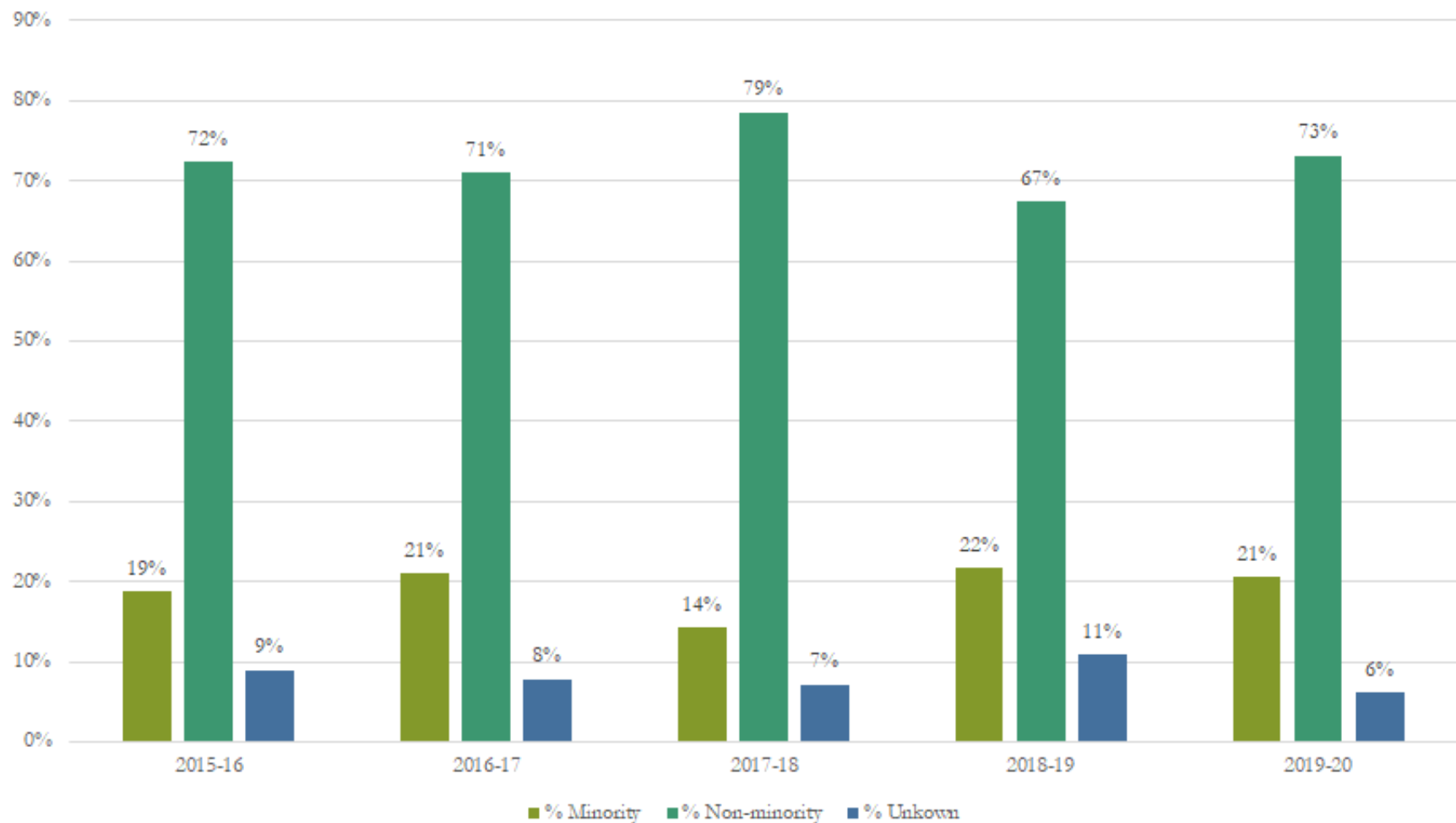
Indicator 2.2.1: % of Lincoln County students coming to OCCC w/in 6 months of graduation



# of Early College Students by Year



## Early College -- Race/Ethnicity Distribution



# Geographic Distribution of Early College Students

AcaYear Only Early College CreditOnly  
(County)

countygroup	Academic Year				
	2015-16	2016-17	2017-18	2018-19	2019-20
Central County	20.5% 23	15.8% 12	35.7% 20	32.6% 15	34.0% 33
East County	8.0% 9	19.7% 15	21.4% 12	28.3% 13	16.5% 16
North County	49.1% 55	53.9% 41	28.6% 16	15.2% 7	35.1% 34
Other	1.8% 2	1.3% 1	3.6% 2	2.2% 1	3.1% 3
South County	20.5% 23	9.2% 7	10.7% 6	21.7% 10	11.3% 11
Grand Total	100.0% 112	100.0% 76	100.0% 56	100.0% 46	100.0% 97