
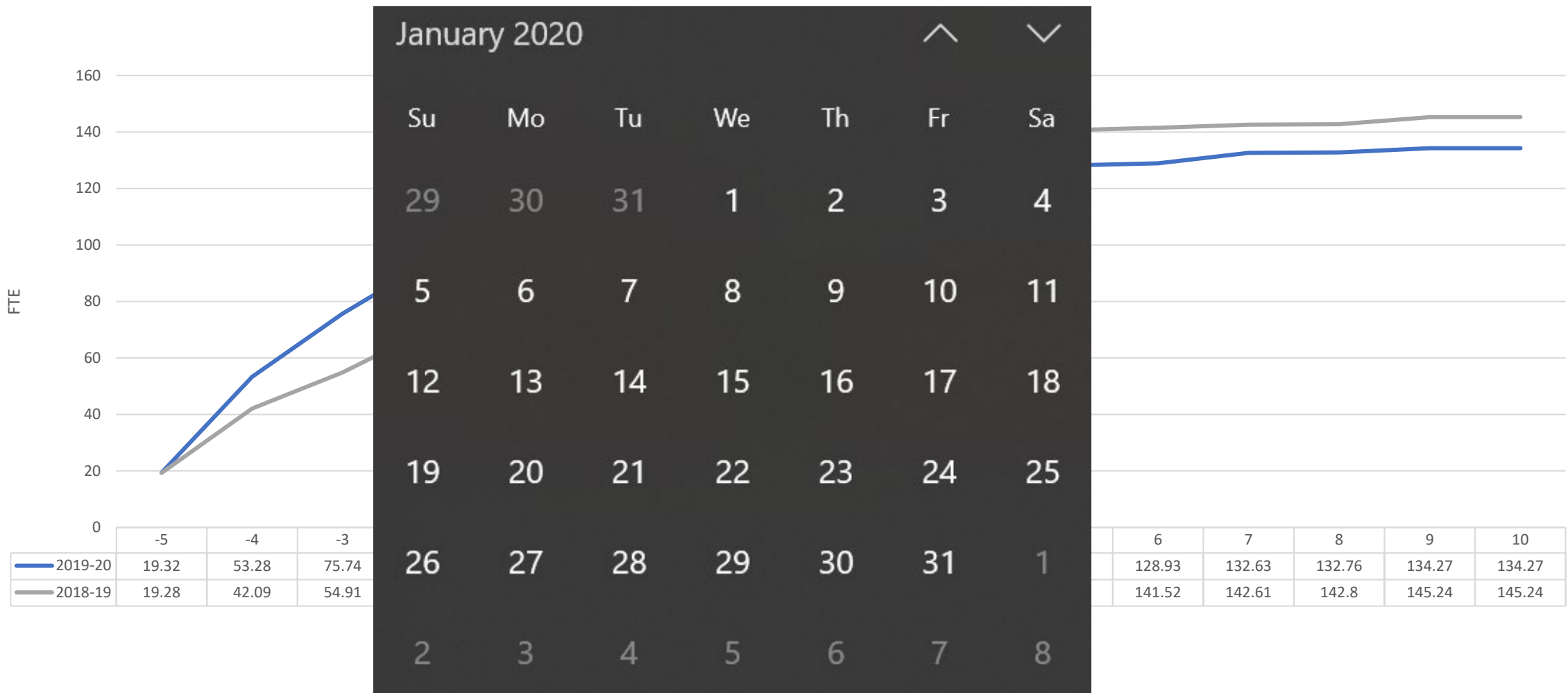
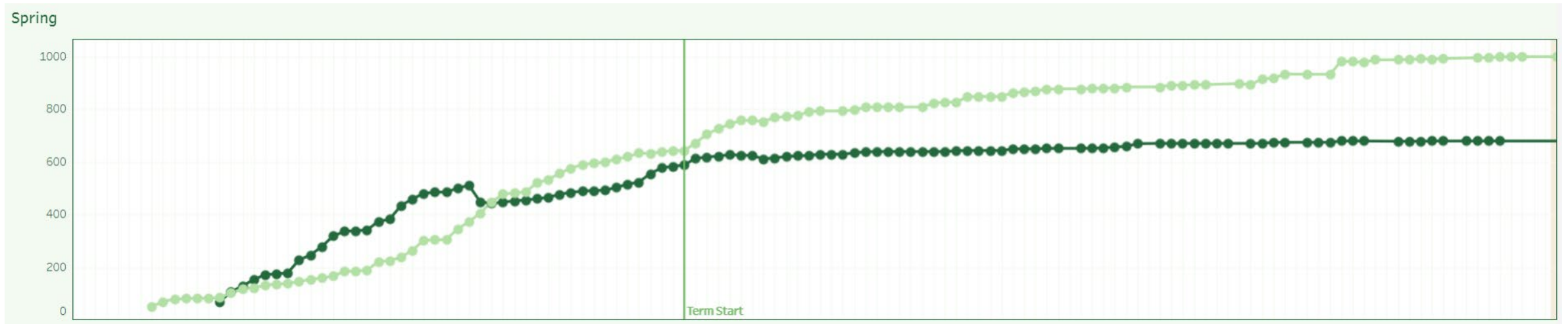

A BRIEF HISTORY OF FTE IN THE TIME OF COVID

DECEMBER 16, PRESENTATION TO THE OCCC BOARD OF EDUCATION



THE YEAR STARTED WITH SUCH PROMISE

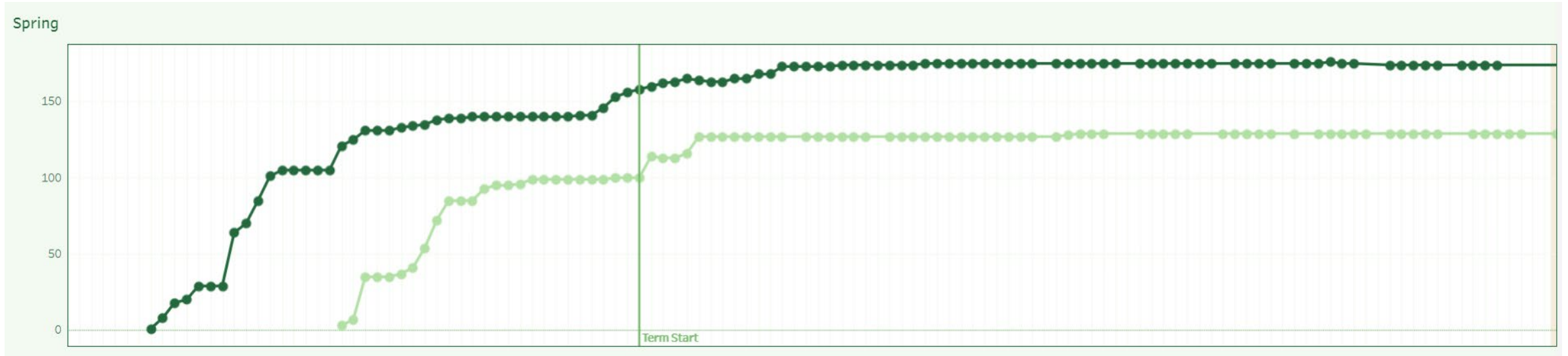




TOTAL STUDENTS
SPRING 2020 (678) VS SPRING 2019 (998)

WHAT'S THE BUZZ?

March 2020						^	v
Su	Mo	Tu	We	Th	Fr	Sa	
1	2	3	4	5	6	7	
8	9	10	11	12	13	14	
15	16	17	18	19	20	21	
22	23	24	25	26	27	28	
29	30	31	1	2	3	4	
5	6	7	8	9	10	11	



HIGH SCHOOL STUDENTS
SP 2020 (174) VS. SP2019 (129)



WHO DROPPED?

- # of credit students not receiving Pell who dropped almost doubled in Spring 2020
- Largest % of drops were 19 and younger
- Total drops doubled
- Female students dropped at a slightly higher rate

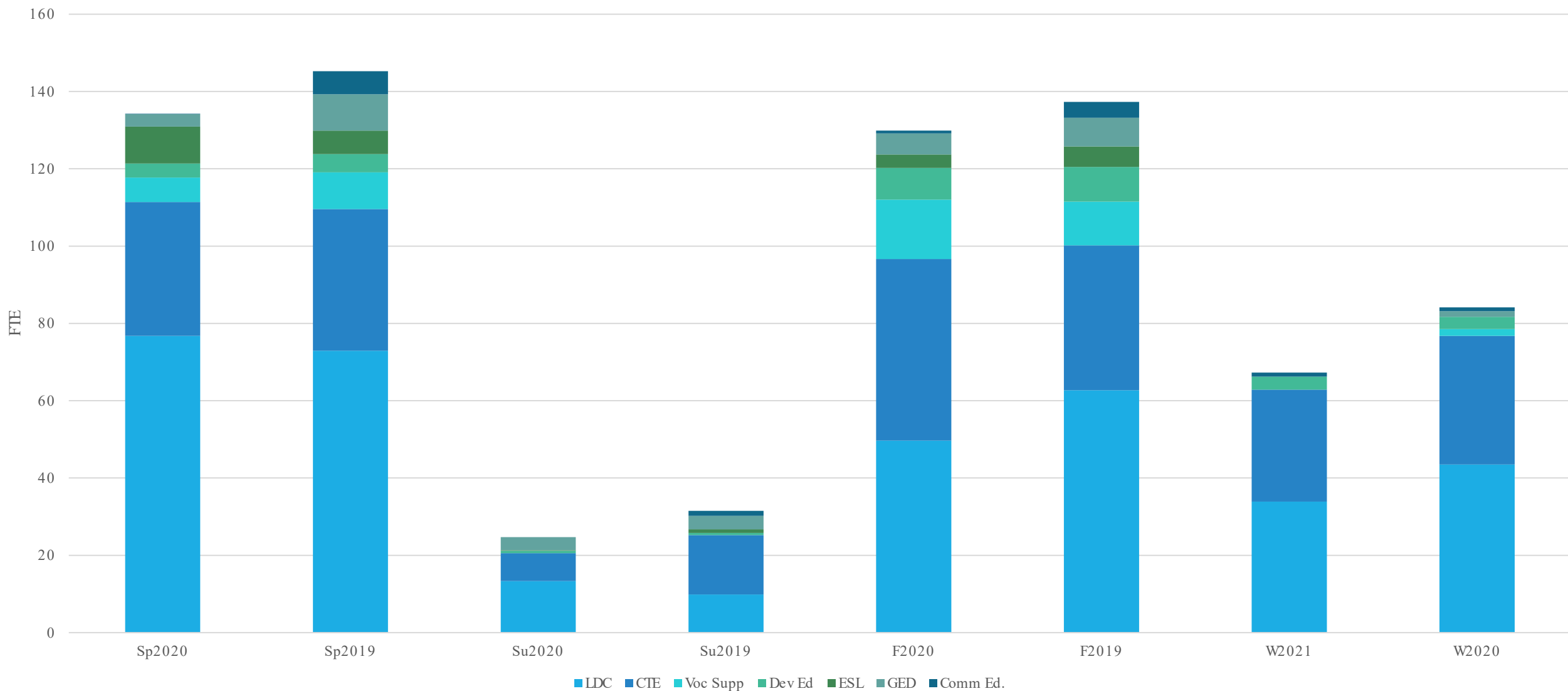


WHO WITHDREW AND WHO FAILED

- Students 19 and younger
- Developmental Learners

FTE IN THE TIME OF COVID

Total Reimbursable FTE by Type



COVID FTE SUMMARY

- Spring 2020 = -7.6%
- Summer 2020 = -21.5%
- Fall 2020 = -5.4%
- Winter 2021 = -20.1%
- **Total = -10.6%**



VUCA

- Volatile
- Uncertain
- Complex
- Ambiguous



WINTER TREATMENTS

- Student Messaging Regarding Registration
- Holiday Registration Response Team



**YOU NEED THE DARK IN ORDER TO SHOW THE
LIGHT**