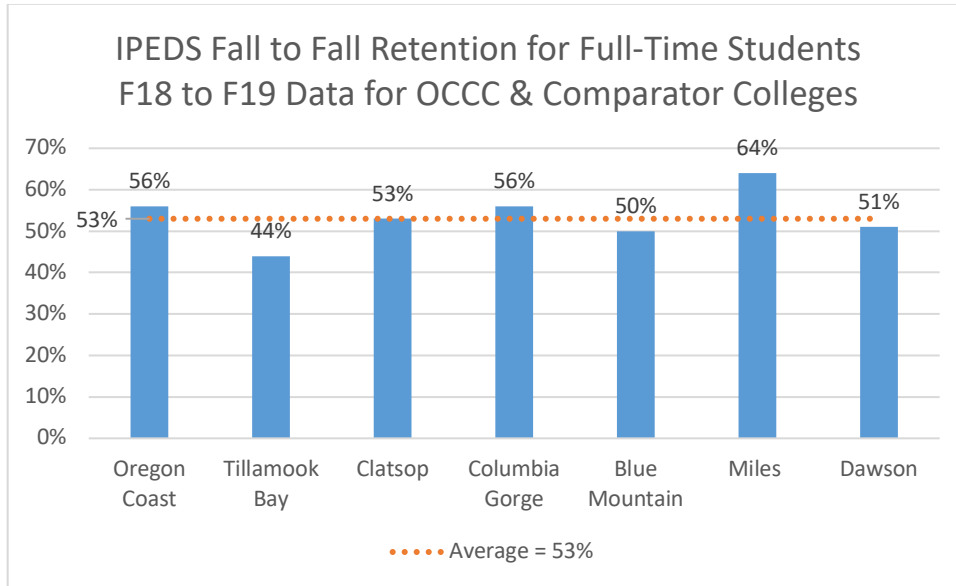


## Oregon Coast Community College

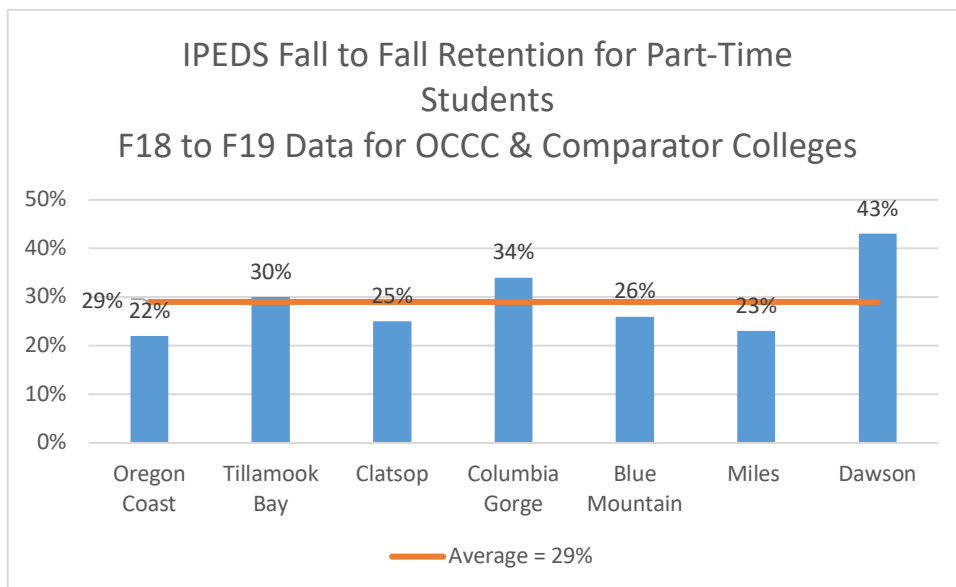
### Student Success Indicators Analysis

#### **FALL to FALL RETENTION RATES**

Data Source: IPEDS Data Tool, Published Winter 2021. Link to [OCCC DFR 2020](#)



Fall-To- Fall Retention 2018 Starting Cohort First-Time Full-Time Students		
OCCC	Oregon Schools Cohort	State & National Cohort
56%	52%	53%



- IPEDS does not provide disaggregated values. Oregon Schools cohort are disaggregated beginning Academic Year 2022-23.

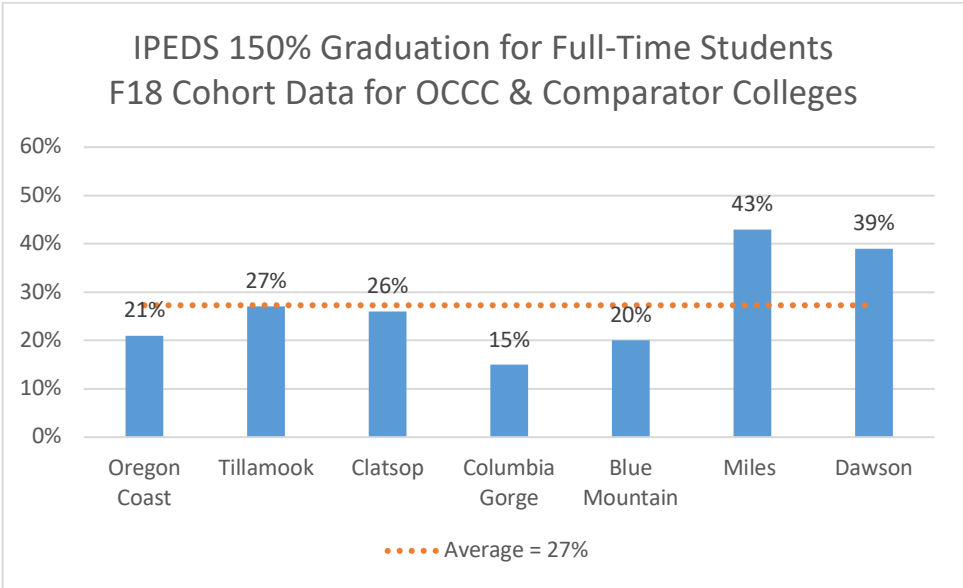
Fall-To- Fall Retention 2018 Starting Cohort First-Time Part-Time Students		
OCCC	Oregon Schools Cohort	State & National Cohort
22%	27%	29%

Discussion:

Proposed Improvements/Changes:

**GRADUATION RATES**

Data Source: IPEDS Data Tool, Published Winter 2023. Link to [OCCC DFR 2022](#)



150% Graduation Rate 2018 Starting Cohort First-Time Full-Time Students		
OCCC	Oregon Schools Cohort	State & National Cohort
21%	22%	27%

Discussion:

Proposed Improvements/Changes:

- IPEDS does not provide disaggregated values. Oregon Schools cohort are disaggregated beginning Academic Year 2022-23.