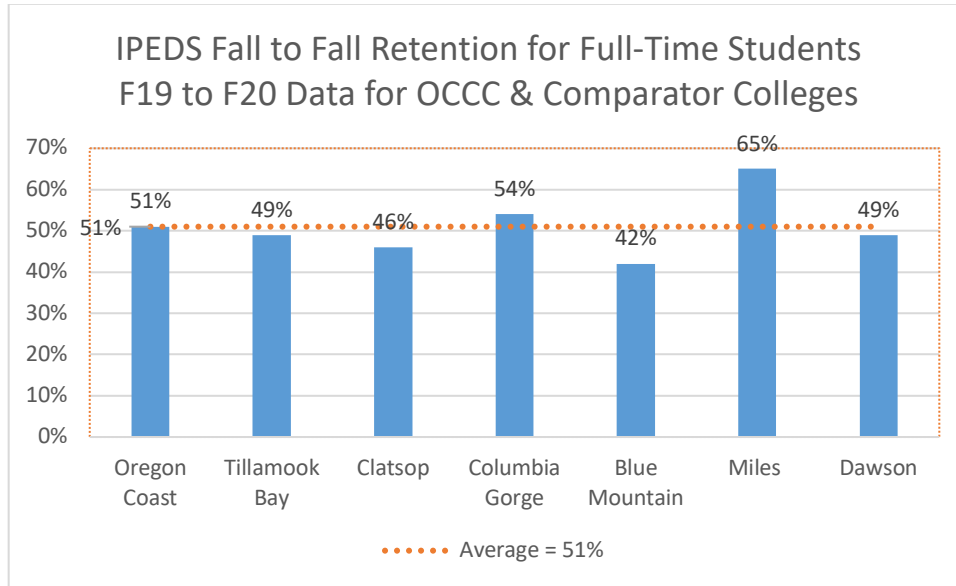


Oregon Coast Community College

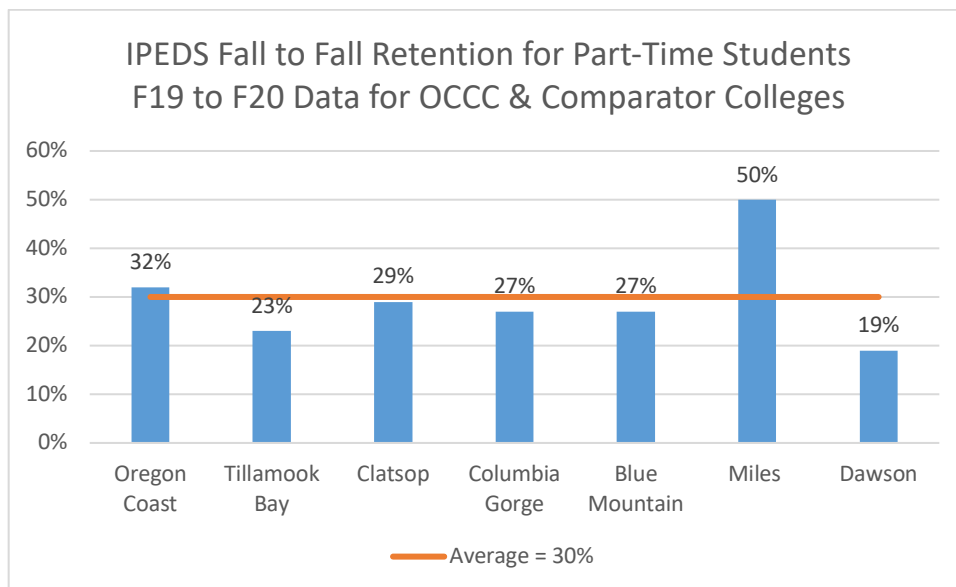
Student Success Indicators Analysis

FALL to FALL RETENTION RATES

Data Source: IPEDS Data Tool, Published Winter 2022. Link to [OCCC DFR 2021](#)



Fall-To- Fall Retention 2019 Starting Cohort First-Time Full-Time Students		
OCCC	Oregon Schools Cohort	State & National Cohort
51%	48%	51%



- IPEDS does not provide disaggregated values. Oregon Schools cohort are disaggregated beginning Academic Year 2022-23.

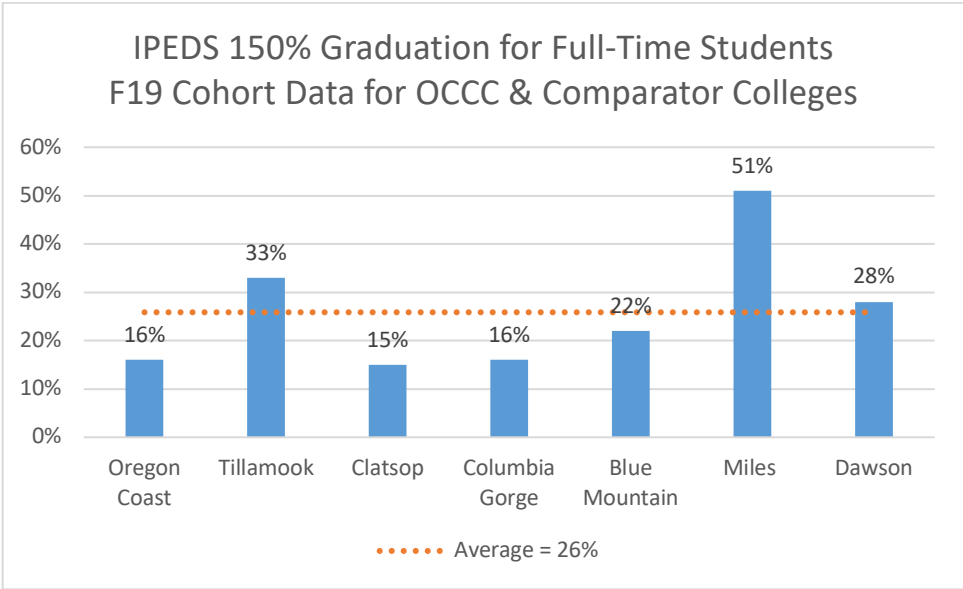
Fall-To- Fall Retention 2019 Starting Cohort First-Time Part-Time Students		
OCCC	Oregon Schools Cohort	State & National Cohort
32%	28%	30%

Discussion:

Proposed Improvements/Changes:

GRADUATION RATES

Data Source: IPEDS Data Tool, Published Winter 2024. Link to [OCCC DFR 2023](#)



150% Graduation Rate 2019 Starting Cohort First-Time Full-Time Students		
OCCC	Oregon Schools Cohort	State & National Cohort
16%	22%	26%

Discussion:

Proposed Improvements/Changes:

- IPEDS does not provide disaggregated values. Oregon Schools cohort are disaggregated beginning Academic Year 2022-23.