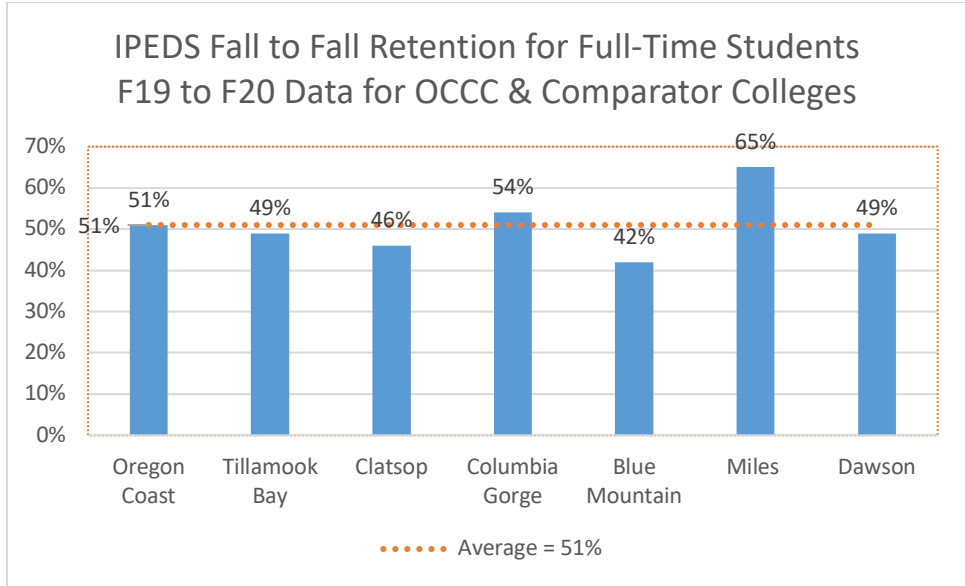


## Oregon Coast Community College

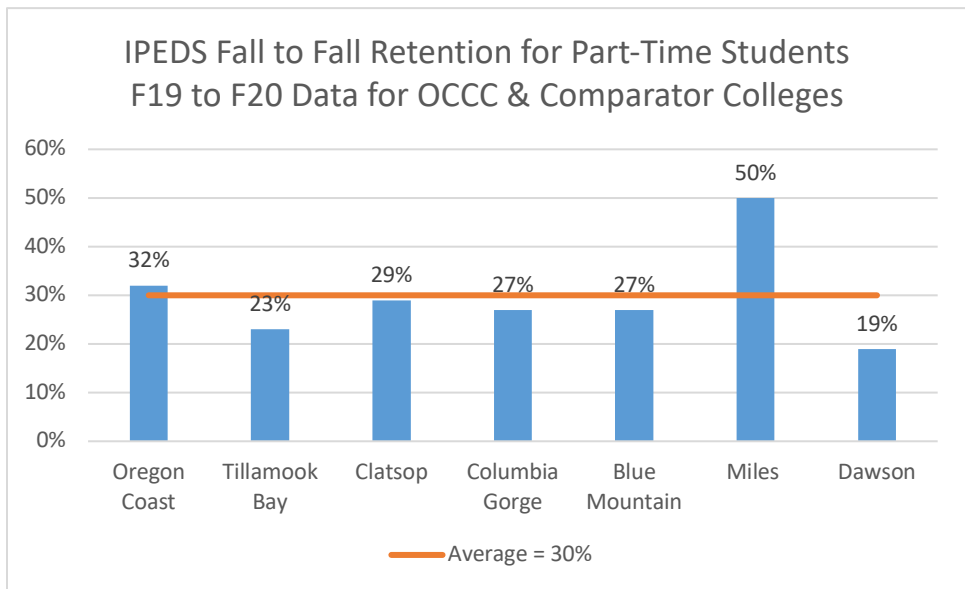
### Student Success Indicators Analysis

#### **FALL to FALL RETENTION RATES**

Data Source: IPEDS Data Tool, Published Winter 2022. Link to [OCCC DFR 2021](#)



Fall-To- Fall Retention 2019 Starting Cohort First-Time Full-Time Students		
OCCC	Oregon Schools Cohort	State & National Cohort
51%	48%	51%



- IPEDS does not provide disaggregated values. Oregon Schools cohort are disaggregated beginning Academic Year 2022-23.

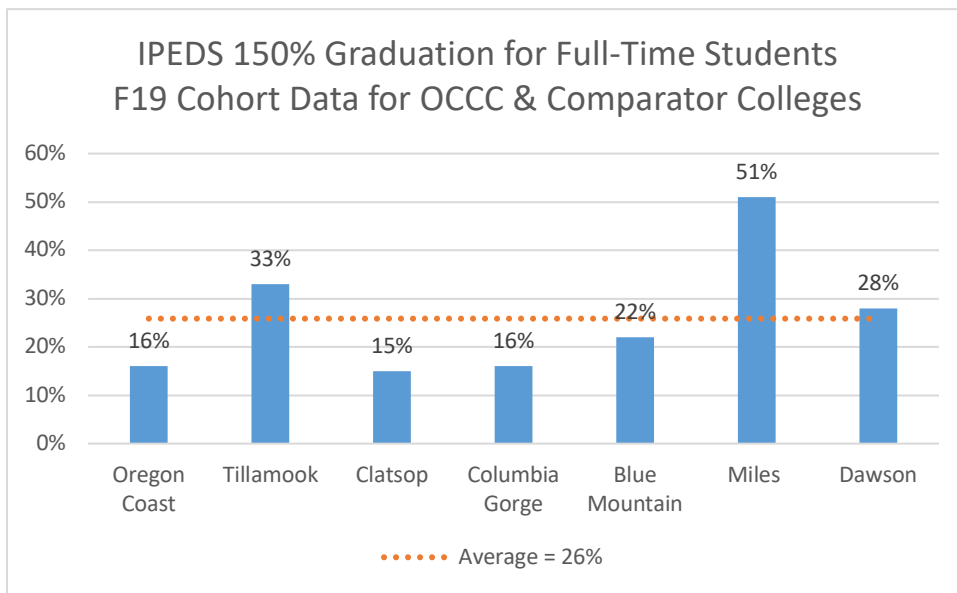
Fall-To- Fall Retention 2019 Starting Cohort First-Time Part-Time Students		
OCCC	Oregon Schools Cohort	State & National Cohort
32%	28%	30%

Discussion:

Proposed Improvements/Changes:

### **GRADUATION RATES (FALL 2019 COHORT)**

Data Source: IPEDS Data Tool, Published Winter 2024. Link to [OCCC DFR 2023](#)



150% Graduation Rate 2019 Starting Cohort First-Time Full-Time Students		
OCCC	Oregon Schools Cohort	State & National Cohort
16%	22%	26%

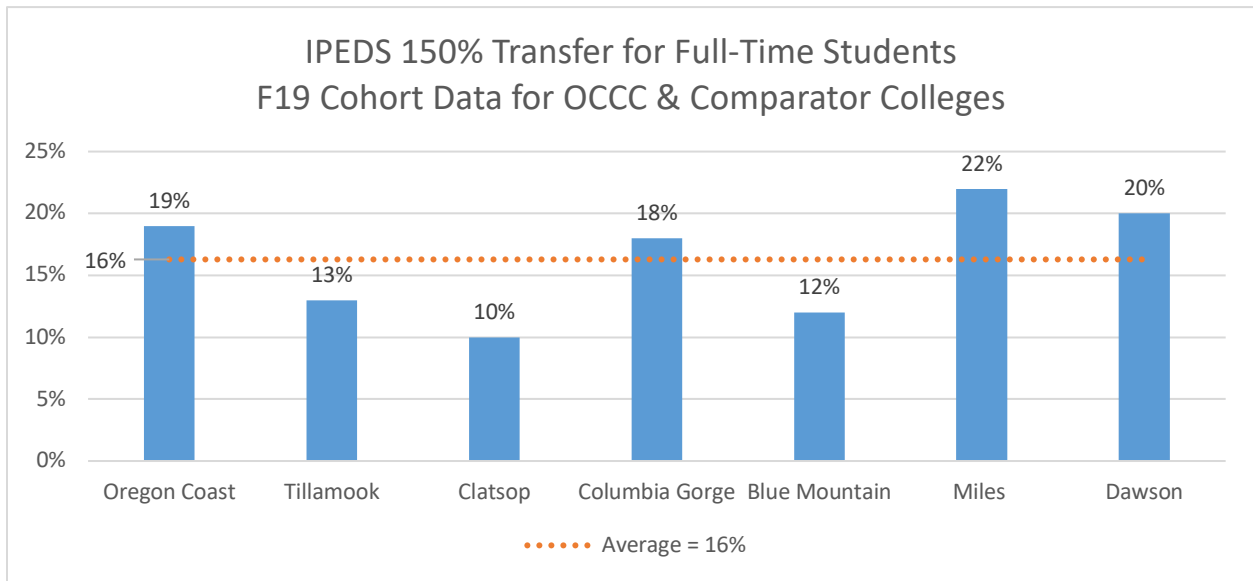
Discussion:

Proposed Improvements/Changes:

- IPEDS does not provide disaggregated values. Oregon Schools cohort are disaggregated beginning Academic Year 2022-23.

## TRANSFER RATES (FALL 2019 COHORT)

Data Source: IPEDS Data Tool, Published Winter 2024. Link to [OCCC DFR 2023](#)



150% Transfer Rate 2019 Starting Cohort First-Time Full-Time Students		
OCCC	Oregon Schools Cohort	State & National Cohort
19%	14%	16%

Discussion:

Proposed Improvements/Changes:

- IPEDS does not provide disaggregated values. Oregon Schools cohort are disaggregated beginning Academic Year 2022-23.