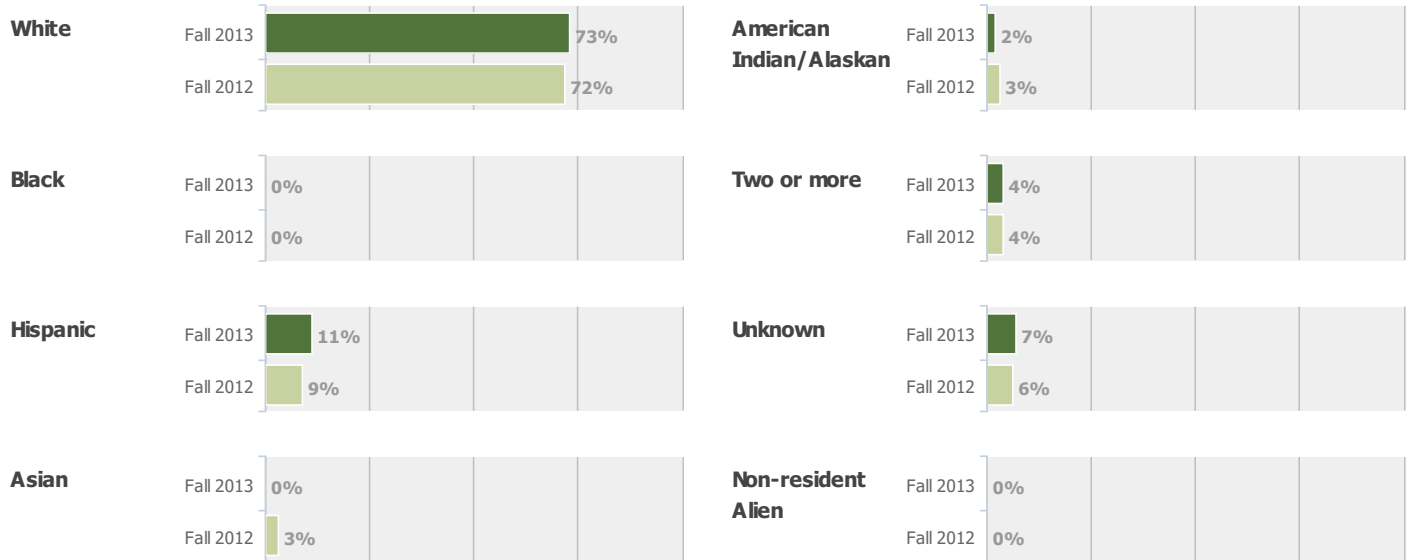


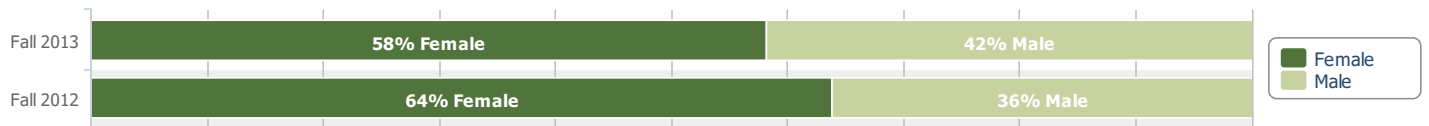
Incoming Students Overview

Fall 2013: 141 students; Fall 2012: 116 students


Race/Ethnicity



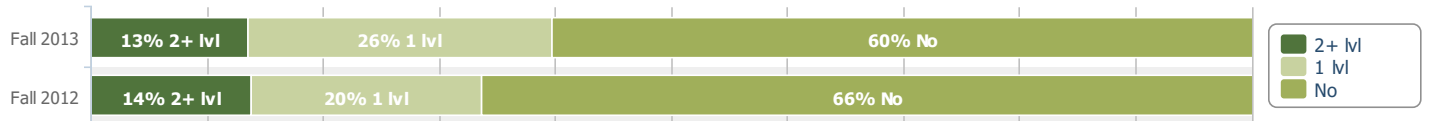
Gender




Pell Grant Recipients



Referred to Developmental English (by Level)



Referred to Developmental Math (by Level)



Highlights

Fall 2013 Student Highlights

	# of students	Change
Enrollment	141	21% ↑
Referred to Dev. English	56	43% ↑
Referred to Dev. Math	105	36% ↑

Significant Percentage Point Change from Prior Year

	Change
% Referred to Dev Math (2+ lvl)	10pp ↑
% Referred to Dev Math (No)	-8pp ↓
% Gender Female	-6pp ↓
% Gender Male	6pp ↑
% Referred to Dev English (1 lvl)	6pp ↑

ATD Student Success Outcome Measurements by Student Cohort

